



# Transferpette® electronic

Ergonomics for fatigue-free operation

BRAND. For lab. For life.®

- + Ergonomic, handy design
- + Clear and intuitive operation
- + Up to 4,000 pipetting cycles on a single charge



# Get to know the Transferpette® electronic

## Ergonomic

If you pipette long series using electronic pipettes, work efficiency and the ergonomics of the instrument are paramount. The Transferpette® electronic micropipette is the perfect solution for efficiency and ergonomics, with its impressive easy and uncomplicated operational concept. The low weight, intuitive arrangement of control elements and balanced weight distribution of the Transferpette® electronic ensure fatigue-free operation and minimize the risk of RSI (repetitive strain injury). In addition, the adjustable finger rest allows every user, whether left- or right-handed, to fine tune the instrument for an ergonomically natural positioning of the hand in relation to the functional elements.

## Simple and intuitive

Five functions are available for different applications and media: pipetting, mixing, reverse pipetting, pipetting for electrophoresis and dispensing. The operational concept for these

functions is very simple: all functions are controlled by the four buttons under the clear display and then activated by the large, ergonomically positioned pipetting button.

The Transferpette® electronic draws its energy from a NiMH battery. One battery charge allows over 4.000 pipetting cycles. During the charging process, you can continue to pipette with the 1-meter charging cable plugged in. The battery refresh function provides a regeneration function for increasing the performance and extending the life of the battery.

## Uncomplicated

If readjustment is necessary after calibration, this can be done quickly and easily and without tools using the Easy Calibration technology.

On multi-channel instruments, the individual shafts and seals can be easily disassembled. As a result, the shafts and seals are easy to clean or replace.

## Transferpette® electronic – single-channel

Volume range of single-channel pipette models:  
from 0.5 µl to 5000 µl



## Transferpette® electronic – multi-channel

Volume range of multi-channel pipette models:  
from 0.5 µl to 300 µl

- + Universal tip cone
- + Pipette shaft (pipetting unit) can be removed and is completely autoclavable (121 °C)
- + Individual pipette shafts on multi-channel pipettes are easy to replace

# Overview: the advantages of the Transferpette® electronic

The Transferpette® electronic single-channel pipette is available in 5 different models: 0.5 – 10 µl, 2 – 20 µl, 10 – 200 µl, 50 – 1000 µl and 250 – 5000 µl.

The Transferpette®-8/-12 electronic multi-channel pipette is available in 5 volume ranges: 0.5 – 10 µl, 1 – 20 µl, 5 – 100 µl, 10 – 200 µl, 15 – 300 µl.

Handy design (form follows function), balanced weight distribution, pleasant housing material, intuitive software and user-friendly technical documentation were the focus of attention during development of the Transferpette® electronic as an overall ergonomic concept. The result is an inherently logical and self-explanatory operating principle.

## Charging socket

One battery charge allows over 4.000 pipetting cycles.

Transferpette® electronic

## Finger rest

Individually adjustable

## Hand grip

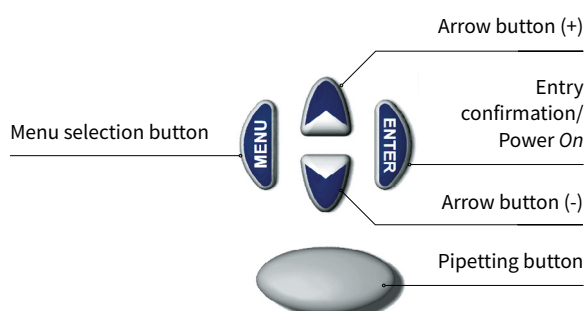
Slim, ergonomic shape

## Color-coded nominal volume

For quick visual confirmation

## Removable pipette shaft

Completely autoclavable (121 °C) pipette shaft



## Program

Battery capacity

Arrow symbol for Intake

Pipetting volume



# The multi-channel pipettes

## Transferpette®-8 and -12 electronic



Transferpette®-12 electronic

### Display

Clear and simple

### Intuitive operation

All functions with 4 buttons.



Transferpette®-8 electronic

### Adaptable

Pipetting unit can be rotated by 360° to accommodate individual preferences.

### Minimal effort

Easy insertion and ejection of tips due to O-rings.

### Easy cleaning and maintenance

Individual shafts and seals are easy to remove, making cleaning and replacement simple.



Adjustable finger rest



Pipetting with electrophoresis (GEL-mode). Program for loading electrophoresis gels.



Easy maintenance



Adjustment without tools with the Easy Calibration technology

USER  
TIP  
on page 11

# The right pipette for your applications



## Transferpette® electronic

Items supplied: each Transferpette® electronic pipette has DE-M marking and is supplied with performance certificate, battery, AC adapter, silicone grease

	Capacity, µl (color-coded)			Subdivision µl	A* ≤ ± %	µl	CV* ≤ %	µl	With AC adapter for	Cat. No.
●	0.5	–	10	0.01	1.0	0.1	0.4	0.04	Europe (continental) UK/Ireland USA/ Japan Australia without AC adapter	705299 705309 705319 705329 705339
●	2	–	20	0.02	1.0	0.2	0.4	0.08	Europe (continental) UK/Ireland USA/ Japan Australia without AC adapter	705300 705310 705320 705330 705340
●	10	–	200	0.2	0.8	1.6	0.2	0.4	Europe (continental) UK/ Ireland USA/ Japan Australia without AC adapter	705303 705313 705323 705333 705343
●	50	–	1000	1.0	0.6	6	0.2	2.0	Europe (continental) UK/ Ireland USA/ Japan Australia without AC adapter	705306 705316 705326 705336 705346
●	250	–	5000	5.0	0.6	30	0.2	10	Europe (continental) UK/ Ireland USA/ Japan Australia without AC adapter	705307 705317 705327 705337 705347

\* Calibrated to deliver (TD, Ex). Error limits according to the nominal capacity (= maximum volume) indicated on the instrument, obtained with instrument and distilled water at equilibrium with ambient temperature at 20 °C, and with smooth, steady operation. The error limits are well within the limits of DIN EN ISO 8655-2. DE-M marking. A = Accuracy, CV = Coefficient of variation

**Notice:** When ordering instruments with DAkkS calibration certificates, the prefix 'DAkkS' must be added to the order number, e.g., DAkkS 7052 99. BRAND also offers calibration service at the factory lab.



All product information  
can be found at [shop.brand.de](https://shop.brand.de)



### Transferpette®-8 electronic

Items supplied: Transferpette®-8 electronic pipette, battery pack, 1 reagent reservoir, silicone grease and the operating manual, region-specific power supply unit with battery charging cable, 1 instrument stand, 1 set of O-rings made of FKM/silicone

	Capacity, µl (color-coded)	Subdivision µl	A* ≤ ± %	µl	CV* ≤ %	µl	With AC adapter for	Cat. No.
●	0.5 – 10	0.01	1.2	0.12	0.8	0.08	Europe (continental) UK/Ireland USA/Japan	705399 705409 705419
●	1 – 20	0.02	1.0	0.2	0.5	0.1	Europe (continental) UK/Ireland USA/Japan	705400 705410 705420
●	5 – 100	0.1	0.8	0.8	0.25	0.25	Europe (continental) UK/Ireland USA/Japan Australia	705403 705413 705423 705433
●	10 – 200	0.2	0.8	1.6	0.25	0.5	Europe (continental) UK/Ireland USA/Japan Australia	705404 705414 705424 705434
●	15 – 300	0.5	0.6	1.8	0.25	0.75	Europe (continental) UK/Ireland USA/Japan Australia	705406 705416 705426 705436

### Transferpette®-12 electronic

Items supplied: Transferpette®-12 electronic pipette, battery pack, 1 reagent reservoir, silicone grease and the operating manual, region-specific power supply unit with battery charging cable, 1 instrument stand, 1 set of O-rings made of FKM/silicone



	Capacity, µl (color-coded)	Subdivision µl	A* ≤ ± %	µl	CV* ≤ %	µl	With AC adapter for	Cat. No.
●	0.5 – 10	0.01	1.2	0.12	0.8	0.08	Europe (continental) UK/Ireland USA/Japan	705449 705459 705469
●	1 – 20	0.02	1.0	0.2	0.5	0.1	Europe (continental) UK/Ireland USA/Japan Australia	705450 705460 705470 705480
●	5 – 100	0.1	0.8	0.8	0.25	0.25	Europe (continental) UK/Ireland USA/Japan	705453 705463 705473
●	10 – 200	0.2	0.6	1.6	0.25	0.5	Europe (continental) UK/Ireland USA/Japan Australia	705454 705464 705474 705484
●	15 – 300	0.5	0.6	1.8	0.25	0.75	Europe (continental) UK/Ireland USA/Japan	705456 705466 705476



## Accessories for simple and efficient work

Original Transferpette® electronic accessories ensure optimal work conditions in the laboratory. With holders and stands, instruments are always properly stored and close at hand for the next application.

**Wall mount**

For all Transferpette® electronic single- and multi-channel pipettes

Pack of	Cat. No.
1	705382

**Shelf/rack mount**

For all Transferpette® electronic single- and multi-channel pipettes

Pack of	Cat. No.
1	705383

**Single stand****Transferpette® electronic**

For all Transferpette® electronic single- and multi-channel pipettes

Description	Pack of	Cat. No.
all sizes	1	705384

**Charging stand**

Up to 3 single-channel pipettes (up to 1000 µl) can be charged simultaneously in the charging stand. Individual power supplies can then be dispensed with.

Description	Pack of	Cat. No.
Europe	1	705390
UK/Ireland	1	705391
USA/Japan	1	705392
Australia	1	705393

**Single stand****Transferpette® electronic**

For all Transferpette® electronic single-channel pipettes

Description	Pack of	Cat. No.
up to 1000 µl	1	705385
250 – 5000 µl	1	705386

**Single stand**

For all Transferpette® multi-channel pipettes up to 300 µl

Pack of	Cat. No.
1	703440

**Flexible pipette shaft**

Description	Pack of	Cat. No.
Transferpette® electronic 10 – 200 µl	1	705543
Transferpette® electronic 50 – 1000 µl	1	705545

**Ejector-adjustment clips**

Description	Pack of	Cat. No.
Transferpette® electronic 10 – 200 µl	3	705560
Transferpette® electronic 50 – 1000 µl	3	705562

All information on the product and accessories at [shop.brand.de](http://shop.brand.de)


















# The right pipette tip for your Transferpette® electronic

BRAND pipette tips and filter tips fit perfectly on the Transferpette® electronic and many other pipettes. The tips are manufactured from high-quality materials in a state-of-the-art cleanroom in Germany.

All racked tips and filter tips up to 1000 µl are free from DNA (<40 fg), RNase (<8.6 fg), endotoxins (<1 pg) and ATP (<1 fg) and ensure contamination-free work.

BRAND offers a full tip system for any application requirement. In addition, tips from many other manufacturers can be used with the Transferpette® electronic. More detailed information is available on request.

		Transferpette® electronic single-channel Nominal volume					Transferpette® electronic multi-channel Nominal volume				
Pipette tips Filter tips Volume range		10 µl	20 µl	200 µl	1000 µl	5000 µl	10 µl	20 µl	100 µl	200 µl	300 µl
		●	●	●	●	●	●	●	●	●	●
	0,1 – 20 µl	✓ <sub>2)</sub>	✓ <sub>2)</sub>				✓	✓			
	0,5 – 20 µl	✓	✓				✓	✓			
	1 – 50 µl	✓	✓				✓	✓			
	2 – 200 µl <sup>1)</sup>			✓					✓	✓	✓
	5 – 300 µl			✓					✓	✓	✓
	50 – 1000 µl <sup>1)</sup>				✓						
	0,5 – 5 ml					✓					
	1 – 10 ml										
	0,1 – 1 µl	✓ <sub>2)</sub>					✓				
	0,5 – 10 µl	✓	✓				✓	✓			
	1 – 20 µl	✓	✓				✓	✓			
	2 – 20 µl			✓					✓	✓	
	5 – 100 µl			✓					✓	✓	✓
	5 – 200 µl			✓					✓	✓	✓
	50 – 1000 µl				✓						

✓ = Tip volume less than pipette's nominal volume

<sup>1)</sup> Bulk tips are yellow or blue colored; racked tips are colorless in a yellow-colored or blue-colored tip tray

<sup>2)</sup> Calibration and possible adjustment needed



TipBox



Transfer aid



TipRacks



TipStack™

All information on tips  
at [shop.brand.de](http://shop.brand.de)

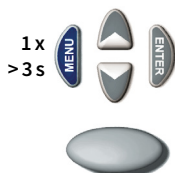
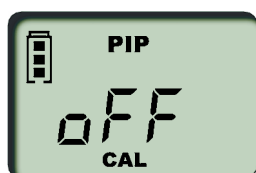


# Easy Calibration technology: adjustment without tools

Measuring instrument monitoring in accordance with ISO 9001 and the GLP guidelines requires regular verification (roughly every 3 – 12 months) and possibly adjustment of the measuring instruments. If readjustment is necessary, it can be done quickly and easily using the Easy Calibration technology.

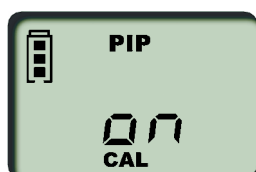
The Easy Calibration technology is also suitable for setting the equipment to solutions of different density and viscosity, or specially-shaped pipette tips.

## Easy Calibration




### 1. Bring up the CAL mode

Press and hold the MENU key (> 3 sec) until CAL appears. The display reads off. CAL blinks.



### 2. Activate the CAL mode

Press one of the arrow buttons to activate the CAL mode. The display changes from off to on. CAL continues to blink.




### 3. Confirm CAL mode

Press the ENTER key. The display now shows the set pipetting volume. CAL blinks.



### 4. Set the volume offset

Use the arrow keys (+/-) to set the volume, which was previously determined and tested. CAL blinks.



### 5. Confirm volume

Press the ENTER key. The display shows the tested and corrected volume. The CAL symbol is continuously displayed to confirm that an adjustment has been made.



## Revert to factory default settings

### 1. Bring up the CAL mode

Press and hold the MENU key (> 3 sec) until CAL appears. The display reads on. CAL blinks.

### 2. Deactivate CAL mode

Press one of the arrow keys to deactivate the CAL mode. The display changes from on to off. CAL continues to blink.

### 3. Revert to factory setting

Press the ENTER key. The CAL symbol disappears. The instrument has now been reverted to factory default setting.

**Notice:** The instrument is permanently adjusted for aqueous solutions, but it can also be set for solutions with varying density, viscosity and temperature. The Transferpette®-8/-12 electronic can be adjusted in every mode, with the exception of the GEL mode.

- + Calibration and adjustment without sending in
- + Easy adaptation to special work conditions
- + Possible without tools
- + Little time required

BRAND®, BRAND. For lab. For life.®, TipStack™, Transferpette® as well as the BRAND figurative mark are registered trademarks or trademarks of BRAND GMBH + CO KG, Germany. All other trademarks mentioned or depicted here are the property of the respective owners.

Our technical literature is intended to inform and advise our customers. However, the validity of general empirical values, and of results obtained under test conditions, for specific

applications depends on many factors beyond our control. Please appreciate, therefore, that no claims can be derived from our advice. The user is responsible for checking the appropriateness of the product for any particular application. California Residents: For more information concerning California Proposition 65, please refer to [www.brand.de/calprop65](http://www.brand.de/calprop65).

Subject to technical modification without notice. Errors excepted.



Find accessories and replacement parts, user manuals, test instructions (SOP) and product videos at [shop.brand.de](http://shop.brand.de)



Further information on products and applications can be found on our YouTube channel: [mylabBRAND](https://www.youtube.com/mylabBRAND)



#### Renewable energy

In our factory we use 100 % eco-friendly energy from certified hydro-electric power plants and energy generated on premise from our high efficiency cogeneration unit.



#### Sustainable packaging

We use cardboard with approx 90 % recycled content for our product packaging.