


■ Specifications

	IG-331	IG-320
Optical system	60° measurement: Incident angle 60° Reception angle 60° 20° measurement: Incident angle 20° Reception angle 20°	Incident angle 60° Reception angle 60°
Measuring area	60° measurement: 3 x 6 mm oval 20° measurement: 3 x 4 mm oval	12 mm x 6 mm oval
Light source	LED (wavelength: 890 nm)	LED (wavelength: 880 nm)
Detector	SPD (silicone photodiode)	SPD (silicone photodiode)
Measuring range	0-100	0-100.0
Display range	0-199 (resolution: 1)	0-199.0 (resolution: 0.1)
Reproducibility	±5% F.S. ±1 digit	±0.5% F.S. ±1 digit
Power source	A3 dry-cell battery x 4 Not rechargeable	S-006P dry battery (9VDC) for operation, CR-2025 lithium battery (3VDC) for memory
Continued use time	50 hours or more	15 hours or more
Ambient conditions	10-40°C	0-40°C
Dimensions	Main body: 140 (W) x 75 (H) x 34 (D) mm 5.5 (W) x 3.0 (H) x 1.3 (D) in Optical system: 88 (W) x 30 (H) x 45 (H) mm 3.5 (W) x 1.2 (H) x 1.8 (H) in	78 (W) x 189 (H) x 58 (D) mm 3.1 (W) x 7.4 (H) x 2.3 (D) in
Mass	Approx. 350g (with battery)	Approx. 400g (with battery)
Additional Functions	Automatic calibration Automatic power cut-off Display hold Overrange display Battery life display	Automatic calibration Automatic power cut-off Display hold Overrange display Battery alarm Built-in data memory (max. 99) Computation of averages Keystroke confirming tone

Note: Use the 20° measurement mode of the IG-331 when the gloss value in the 60° measurement mode exceeds 70.

Accessory **Protective cap** (with standard surface for calibration)

Australian Distributor

 Australian Scientific Pty Ltd
PO Box 335
Kotara, NSW 2289
Tel: 1800 021 083
Fax: 02 4956 2525
Email: horiba@austscientific.com.au

Award of Certification

ISO 14001 JQA-E-90039 (Head Office/Factory)
ISO 9001 JQA-Q-0298



Please read the operation manual before using this product to assure safe and proper handling of the product.

- The contents of this catalog are subject to change without prior notice, and without any subsequent liability to this company.
- The color of the actual products may differ from the color pictured in this catalog due to printing limitations.
- It is strictly forbidden to copy the content of this catalog in part or in full.

HORIBA

<http://www.horiba.com> e-mail: info@horiba.co.jp

● HORIBA, Ltd.

Head Office
Miyano Higashi, Kisshoin
Minami-ku, Kyoto, Japan
Phone: 81 (75) 313-8123
Fax: 81 (75) 321-5725

● Tokyo Sales Office

1-7-8 Higashi-Kanda
Chiyoda-ku, Tokyo, Japan
Phone: 81 (3) 3861-8231
Fax: 81 (3) 3861-8259

● Beijing Representative Office

Suite 1409, Tower B,
COFCO Plaza, No. 8,
Jianguomennei Avenue,
Beijing, China, 100005
Phone: 86 10-6522-7573
Fax: 86 10-6522-7582

● Shanghai Representative Office

Unit F1 16F
Jiushi Fuxing Mansion,
No. 918, Huaihai Zhong Road,
Shanghai, China, 200020
Phone: 86 21-6415-3689/90
Fax: 86 21-6415-9746

● Taiwan Representative Office

No. 15 Alley6, Lane 485,
Sec. 1, Kuang Fu Rd.,
Hsin-Chu, Taiwan, R.O.C.
Phone: 886 (3) 5799143
Fax: 886 (3) 5799164

● HORIBA KOREA Ltd.

112-6 Sogong-Dong
Choong-ku, Seoul, Korea
Phone: 82 (2) 753-7911
Fax: 82 (2) 756-4972

● HORIBA INSTRUMENTS
Pie. LTD.

10 Ubi Crescent
#05-11/12, Ubi Techpark
Singapore 408564
Phone: 65 6745-8300
Fax: 65 6745-8155

● HORIBA INSTRUMENTS INCORPORATED
Irvine Facility

17671 Armstrong Avenue
Irvine, CA 92614, U.S.A.
Phone: 1 (949) 250-4811
Fax: 1 (949) 250-0924

● Ann Arbor Facility

5900 Hines Drive
Ann Arbor, MI 48108
U.S.A.
Phone: 1 (734) 213-6555
Fax: 1 (734) 213-6525

● HORIBA / STEC
INCORPORATED

1080 E. Duane, Suite. A
Sunnyvale, CA 94086
U.S.A.
Phone: 1 (408) 730-4772
Fax: 1 (408) 730-8975

● HORIBA GmbH

Kaplanstrasse 5
A-3430 Tulln,
Austria
Phone: 43 (2272) 65225
Fax: 43 (2272) 65230

HORIBA CZECHIA

Organizace slozka Praha
Petrohradská 13
CZ-101 00 Praha 10, Czech Republic
Phone: 420 (2) 717-464-80
Fax: 420 (2) 717-470-64

● HORIBA INSTRUMENTS
LIMITED

Kyoto Close
Summerhouse Road
Moulton Park, Northampton
NN3 6FL, U.K.
Phone: 44 (1604) 542500
Fax: 44 (1604) 542699

● HORIBA EUROPE GmbH

Head Office
Hans-Mess-Str.6
D-61440 Oberursel/Ts.
Germany
Phone: 49 (6172) 1396-0
Fax: 49 (6172) 137385

● Leichlingen Facility

Julius-kronenberg Strasse
D-42799 Leichlingen
Germany
Phone: 49 (2175) 8978-0
Fax: 49 (2175) 8978-50

HORIBA FRANCE

Rue L. et A. Lumière
Technoparc
F-01630 St-Genis-Pouilly
France
Phone: 33 (4) 50-42-27-63
Fax: 33 (4) 50-42-07-74

HORIBA SWEDEN

Hertig CarlsVag 55-57
S-15138 Södertälje
Sweden
Phone: 46 (8) 550-80701
Fax: 46 (8) 550-80567

HORIBA ITALY

Europalace
Corso Torino 43/45
10043 Orbassano, Torino, Italy
Phone: 39 (011) 9040601
Fax: 39 (011) 9000448

Bulletin:HRE-0000A

Printed in Japan ZM-N(SK)83

HORIBA

Explore the future

GLOSS CHECKER
IG Series

IG-320
IG-331

High-precision measurements with
an integral light source and
detector lets the user gather
and view averaged data.

IG-320



Digital display
brings pinpoint
accuracy to
gloss evaluation.



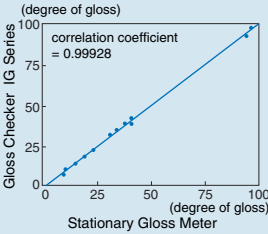
High-efficiency and
flexibility utilizing
a separate detector
and light source offers
the ability to switch
between 60 and 20
degree measuring angles.

IG-331



CE marking compliant

■ Example of measurement
of ceramic tile gloss



The above graph shows the
results of measuring ceramic
tiles, widely used as the stan-
dard surface for the medium-
gloss range (secondary stan-
dard surface) because of the
stability of surface conditions.
The IG Series produces ex-
tremely precise values.

●What is Glossiness?

Gloss is a quantity that expres-
ses the degree of reflection when
light hits a surface. It is deter-
mined by comparing the strength
of reflected light from the area be-
ing measured with that from the
standard surface.

Handy Digital Gloss Checkers Allow Objective, Quantified Gloss Measurements

Designed for greater ease of operation, maintain clean surfaces and improve quality control inspection in various industrial applications.

Guaranteeing uniform production quality and standards for gloss measurement. HORIBA's IG Series Gloss Checkers display gloss measurements as numerical data, eliminating ambiguity and ensuring objective evaluation of a product's quality. Compact in design and ready when powered on, all the user needs to do is hold the portable gloss checker against the surface being evaluated for quality control of paints, polishes, floor maintenance and many other industrial applications.

High-Efficiency Measurements Enables Easy Switching of Measuring Angles (60° and 20°)

The flexible, remote connection of the probe to the display unit ensures greater work efficiency and safety in all applications.



IG-331

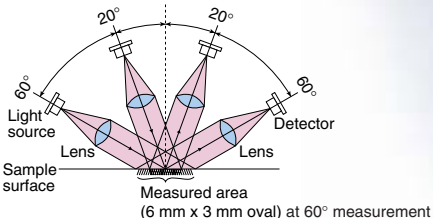
One-Touch Calibration

Just press the calibration key (CAL) to start automatic, sequential zero-span calibration.

Selectable Measuring Angle (60° or 20°)

Choose 60° for standard gloss measurements. For high-gloss surfaces with gloss values over 70, simply switch to the 20° measuring angle. The selectable angle feature makes it easy to measure glossy surfaces.

■ Gloss Checker IG-331 Optical System



High-Precision Measurements Lets Users Gather Data or View Averages with a Single Key Operation

The compact, lightweight design is ideal for production line and outdoor applications.



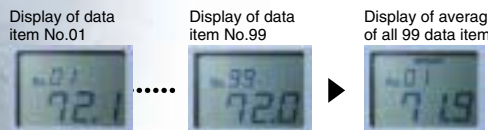
IG-320

High-Precision Measurements with ±0.5% Full-Scale Reproducibility

The combination of the near infrared ray pulse system, virtually unaffected by ambient lights or colors, and HORIBA's proprietary measuring system provides a high-precision gloss checking system compatible with JIS standards.

Gather Data or View Averages with a Single Key Operation

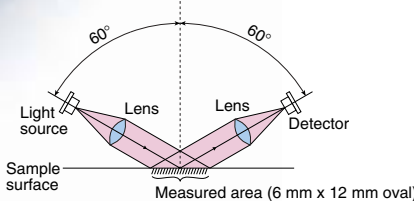
Up to 99 measurements can be taken with a simple key operation and averaged using another key. Up to 99 averages can be stored for later use. Easy data management promises smooth inspection work.



Up to 99 averages (AVERAGE No. 99) can be stored by repeating two simple steps.



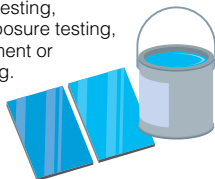
■ Gloss Checker IG-320 Optical System



Versatile applications

●Quality control of paint and ink

For quality testing, outdoor exposure testing, hue adjustment or luster testing.



●Check and diagnosis of coated surfaces

Check external coating, cleaning or waxing condition of vehicles, shops, aircraft, bridges, iron/steel frames, and structures or prefabricated structures, etc., and diagnosis of deterioration.



●Checking printed matter

Evaluation of embellishing properties in varnishing stage (lamination, endless processing, etc.); evaluation of time-induced change and uniformity of surface after drying process; checking paper surface condition.



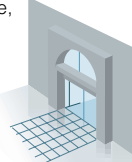
●Checking external appearance of plastic molding

For checking external appearance of molded resin products and evaluating weather resistance.



●Checking building and masonry finishes

Inspection of external appearance, completed product test and site finish test in production stage of enamel, sash, floor materials, stone materials, furniture, etc.



●Floor maintenance needs

Inspection of waxed floor finishes in hotels, office buildings and stores.



●Other uses

For checking quality and external appearance of film, tape, rubber, leather, etc.